

# Overview - Public Entities Quarterly Reporting

Approved receipts

69.9 149.6%

Approved spending

(Blank) 0.0%

Surplus/(deficit)

69.9

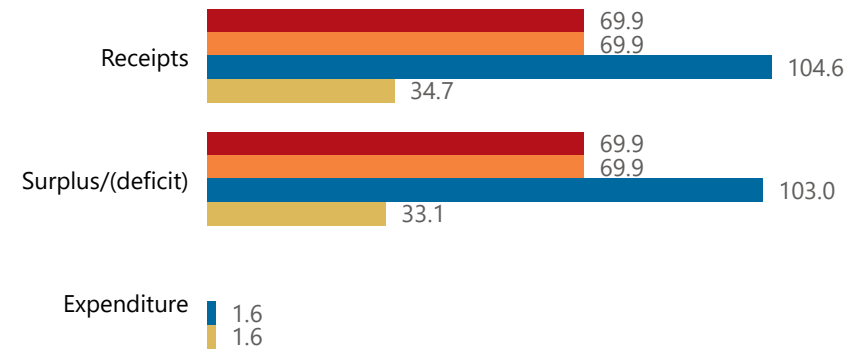
- ☐ R billion
- ☒ R million
- ☐ R thousand



**national treasury**  
Department:  
National Treasury  
REPUBLIC OF SOUTH AFRICA

## Consolidation

● Approved ● Forecast ● YTD ● Variance



## Composition of receipts



## Composition of spending



## Functional grouping



## Quarter

3

## Cluster

All

## Department

International Relations and Coopera... ▾

## Entity

African Renaissance and Internationa... ▾

## Spending by PFMA schedule



# Public Entities Receipts

Approved sales of G&S

(Blank) (Blank)

Approved transfers

52.1 100.0%



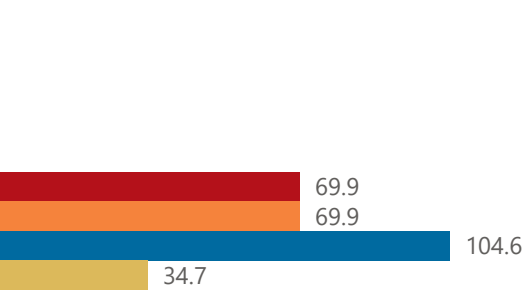
national treasury

Department:  
National Treasury  
REPUBLIC OF SOUTH AFRICA

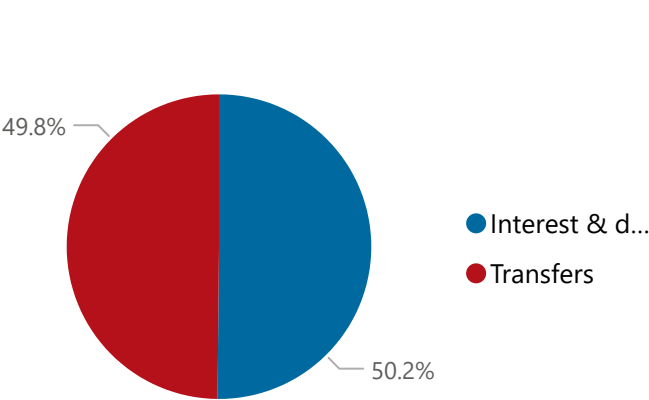
- ☐ R billion
- ☒ R million
- ☐ R thousand

## Actual vs Forecast

● Approved ● Forecast ● YTD ● Variance



## Composition of receipts



## Top receipts items



## Quarter

3

## Cluster

All

## Department

International Relations and Coopera... ▾

## Entity

African Renaissance and Internationa... ▾

## Top 5 Transfers



## Receipts

Level 3	Approved	YTD	% YTD
+ Interest & dividends	17.8	52.5	50.2%
+ Transfers	52.1	52.1	49.8%
Total	69.9	104.6	100.0%

# Public Entities Spending

Approved CoE

(Blank)

(Blank)

Approved G&S

(Blank)

(Blank)

Approved transfers

(Blank)

(Blank)

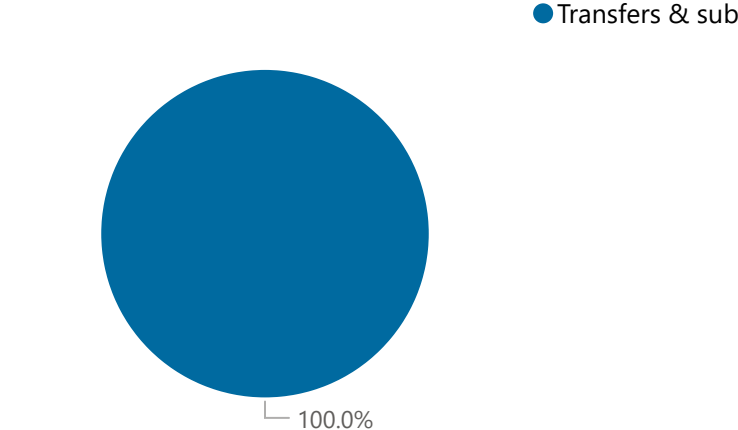
- ☐ R billion
- ☒ R million
- ☐ R thousand

## Actual vs Forecast

● Approved ● Forecast ● YTD ● Variance



## Composition of spending



## Top spending items



## Capital assets

## Spending

Level 3	Approved	YTD	% YTD
⊕ Transfers & sub		1.6	100.0%
Total		1.6	100.0%



national treasury

Department:  
National Treasury  
REPUBLIC OF SOUTH AFRICA

## Quarter

3

## Cluster

All

## Department

International Relations and Coopera... ▾

## Entity

African Renaissance and Internationa... ▾